


## Technical datasheet on Boot Washer Steel Flush to the Floor

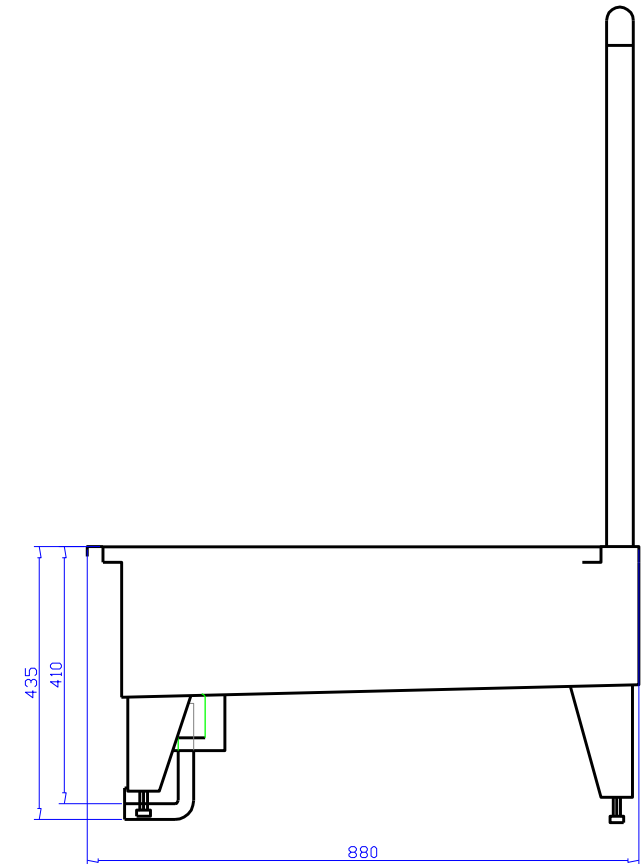
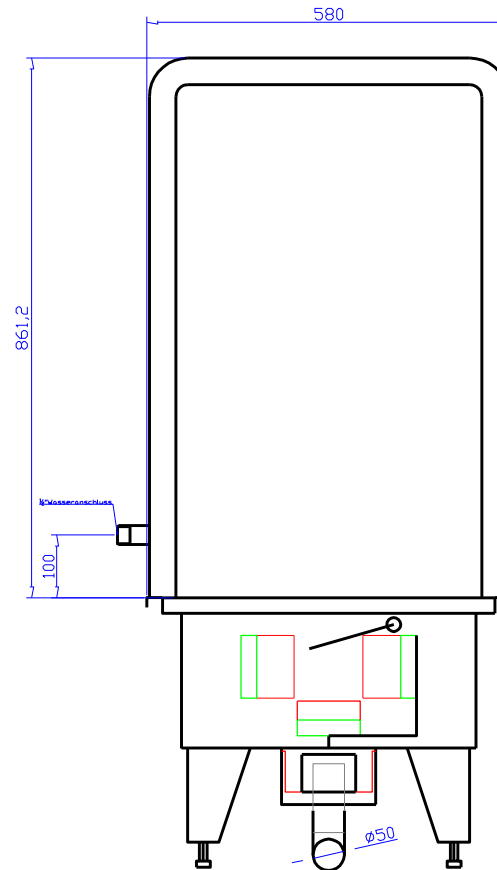
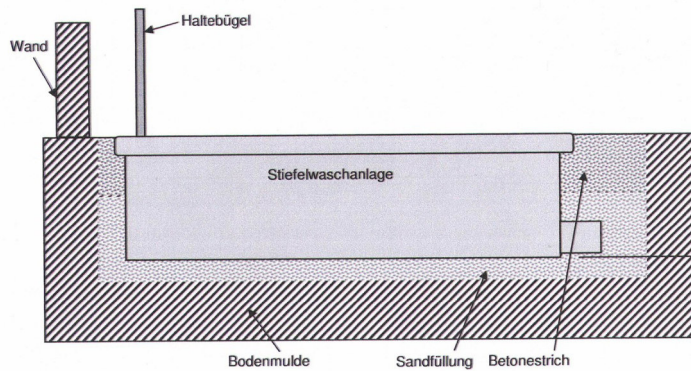


- Water temperature up to max. 40 °C, maximum water pressure 8 bar
- Water inflow can be shut off (on site), must be easy to reach (the inflow must be shut off if the boot washer will not be used for an extended period of time)
- The water connection must comply with the provisions of the relevant waterworks and be performed by an authorised specialist (delivery does not include aerator)
- Non-slip floor
- 4 adjustable feet to balance out uneven surfaces
- (the boot washer must be level)
- Boot washer material: stainless steel 1.4301, brushes: nylon
- Dimensions: Length 880 mm, width 580 mm, height ca. 450 mm
- Check the boot washer for leaks after installation!
- The boot washer must be protected from freezing
- Please note: at temperatures below freezing point the drain could freeze and there is a risk of slipping on the boot washer!

Blue Level GmbH  
Säntisstrasse 17  
CH-8280 Kreuzlingen  
Switzerland

eShop: [www.schuhputzmaschine.ch](http://www.schuhputzmaschine.ch)  
eMail: [info@bluelevel.ch](mailto:info@bluelevel.ch)

## Stiefelwaschanlage Edelstahl Einbauversion, 1 Reinigungsplatz



1	Stiefelwascher 1-stellig	1		1.4301		Blech 2mm
Stück	Benennung	Teil	Norm Nr. Zeichng-Nr	Werkstoff	Rohmaße- Modell Nr.	Bemerkung
Maßstab o.M	<b>Edelstahl Einbauversion</b>				Kunde	
Freimaß- toleranzen mittel			12.07.23 Datum		Zeichnung.Nr. 2	